


Multilayer Chip Ferrite Bead – GZ-C Series

Operating Temp. : -55°C~ +125°C



FEATURES

- Internal silver printed layers and magnetic shielded structures to minimize crosstalk
- Can be used in a wide range of frequency (from dozens of MHz to hundreds of MHz) to suppress EMI

APPLICATIONS

- Noise suppression for low speed signal of electric equipments such as computers and peripheral devices, DVD cameras, LCD TVs, communication equipments, OA equipments, etc.

PRODUCT IDENTIFICATION

GZ

①

1005

②

D

③

121

④

C

⑤

T

⑥

F

⑦

①

Type	
GZ	Chip Ferrite Bead for General Use

②

External Dimensions (L×W) (mm)	
1005 [0402]	1.0×0.5
1608 [0603]	1.6×0.8

③

Material Code
D, E, U

④

Nominal Impedance	
Example	Nominal Value
400	40Ω
121	120Ω
102	1000Ω

⑤

Feature Code
C

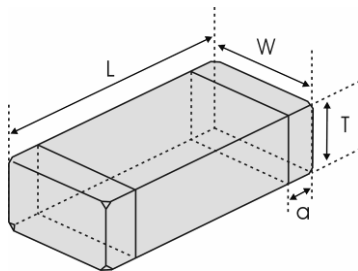
⑥

Packing	
T	Tape & Reel

⑦

Hazardous Substance Free Products
F

SHAPE AND DIMENSIONS



Unit: mm [inch]

Type	L	W	T	a
GZ1005 [0402]	1.0±0.15 [.039±.006]	0.5±0.15 [.020±.006]	0.5±0.15 [.020±.006]	0.25±0.1 [.010±.004]
GZ1608 [0603]	1.6±0.15 [.063±.006]	0.8±0.15 [.031±.006]	0.8±0.15 [.031±.006]	0.3±0.2 [.012±.008]

SPECIFICATIONS

GZ1005-C TYPE

Part Number	Impedance	Z Test Frequency	Max. DC Resistance	Max. Rated Current	Thickness
Units	Ω	MHz	Ω	mA	mm [inch]
Symbol	Z	Freq.	DCR	I _r	T
GZ1005D400CTF	40±25%	100	0.12	550	0.5±0.15 [.020±.006]
GZ1005D800CTF	80±25%	100	0.16	450	
GZ1005D121CTF	120±25%	100	0.18	400	
GZ1005D241CTF	240±25%	100	0.30	300	
GZ1005D301CTF	300±25%	100	0.38	250	
GZ1005D421CTF	420±25%	100	0.45	250	
GZ1005D471CTF	470±25%	100	0.45	250	
GZ1005D501CTF	500±25%	100	0.50	250	
GZ1005D601CTF	600±25%	100	0.50	250	
GZ1005D751CTF	750±25%	100	0.65	150	
GZ1005D102CTF	1000±25%	100	0.70	150	
GZ1005D152CTF	1500±25%	100	1.15	100	
GZ1005E800CTF	80±25%	100	0.2	500	
GZ1005E121CTF	120±25%	100	0.25	500	
GZ1005E241CTF	240±25%	100	0.40	400	
GZ1005E601CTF	600±25%	100	0.60	300	
GZ1005U100CTF	0~15	100	0.03	1000	
GZ1005U300CTF	30±25%	100	0.06	700	
GZ1005U700CTF	70±25%	100	0.10	700	
GZ1005U121CTF	120±25%	100	0.20	500	
GZ1005U221CTF	220±25%	100	0.30	400	
GZ1005U301CTF	300±25%	100	0.50	300	
GZ1005U421CTF	420±25%	100	0.52	300	
GZ1005U601CTF	600±25%	100	0.55	300	
GZ1005U102CTF	1000±25%	100	0.58	300	

GZ1608-C TYPE

Part Number	Impedance	Z Test Frequency	Max. DC Resistance	Max. Rated Current	Thickness
Units	Ω	MHz	Ω	mA	mm [inch]
Symbol	Z	Freq.	DCR	I _r	T
GZ1608D121CTF	120±25%	100	0.20	500	0.8±0.15 [.031±.006]
GZ1608D241CTF	240±25%	100	0.30	500	
GZ1608D301CTF	300±25%	100	0.35	500	
GZ1608D471CTF	470±25%	100	0.40	500	
GZ1608D601CTF	600±25%	100	0.40	500	
GZ1608D102CTF	1000±25%	100	0.50	400	
GZ1608D152CTF	1500±25%	100	0.60	300	
GZ1608E121CTF	120±25%	100	0.20	500	
GZ1608E102CTF	1000±25%	100	0.50	400	
GZ1608U600CTF	60±25%	100	0.10	800	
GZ1608U800CTF	80±25%	100	0.10	600	
GZ1608U121CTF	120±25%	100	0.18	500	
GZ1608U151CTF	150±25%	100	0.25	500	
GZ1608U221CTF	220±25%	100	0.25	500	
GZ1608U301CTF	300±25%	100	0.25	500	

SPECIFICATIONS

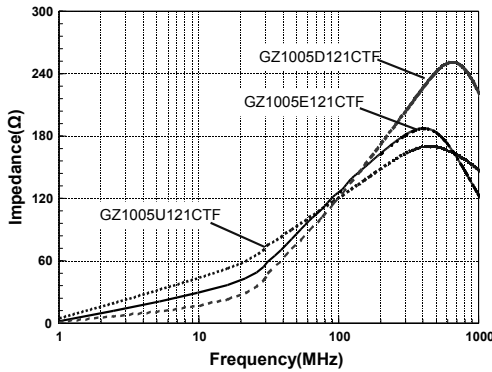
GZ1608-C TYPE

Part Number	Impedance	Z Test Frequency	Max. DC Resistance	Max. Rated Current	Thickness
Units	Ω	MHz	Ω	mA	mm [inch]
Symbol	Z	Freq.	DCR	I _r	T
GZ1608U471CTF	470±25%	100	0.35	500	0.8±0.15 [.031±.006]
GZ1608U601CTF	600±25%	100	0.38	500	
GZ1608U102CTF	1000±25%	100	0.50	400	

※: Products with other electrical characteristics can be provided upon customer's request. Please contact your local sales.

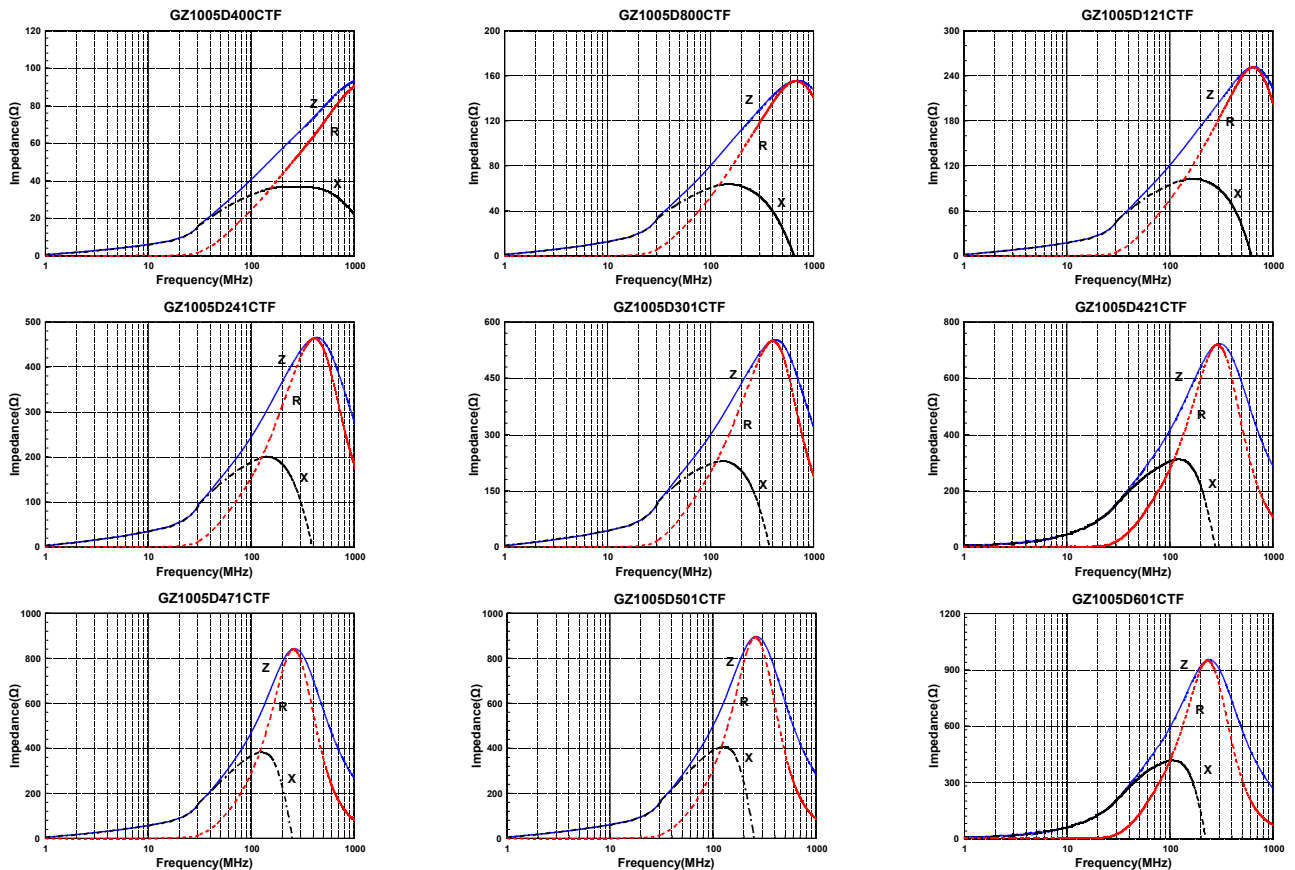
TYPICAL ELECTRICAL CHARACTERISTICS

D, E, U Material Comparison



DETAIL ELECTRICAL CHARACTERISTICS

GZ1005-C TYPE



DETAIL ELECTRICAL CHARACTERISTICS

GZ1005-C TYPE

